



Synergy Global Technology Inc

www.RackmountMart.com

Toll Free: 1-888-865-6888

Tel: 510-226-8368 Fax: 510-226-8968

Email: sales@RackmountMart.com

User Manual - Cabinet LED Light Bar - RLB-101



FC CE  REACH

Legal Information

First English printing, October 2002

Information in this document has been carefully checked for accuracy; however, no guarantee is given to the correctness of the contents. The information in this document is subject to change without notice. We are not liable for any injury or loss that results from the use of this equipment.

Safety Instructions

Please read all of these instructions carefully before you use the device. Save this manual for future reference.

- Unplug equipment before cleaning. Don't use liquid or spray detergent; use a moist cloth.
- Keep equipment away from excessive humidity and heat. Preferably, keep it in an air-conditioned environment with temperatures not exceeding 40° Celsius (104° Fahrenheit).
- When installing, place the equipment on a sturdy, level surface to prevent it from accidentally falling and causing damage to other equipment or injury to persons nearby.
- When the equipment is in an open position, do not cover, block or in any way obstruct the gap between it and the power supply. Proper air convection is necessary to keep it from overheating.
- Arrange the equipment's power cord in such a way that others won't trip or fall over it.
- If you are using a power cord that didn't ship with the equipment, ensure that it is rated for the voltage and current labeled on the equipment's electrical ratings label. The voltage rating on the cord should be higher than the one listed on the equipment's ratings label.
- Observe all precautions and warnings attached to the equipment.
- If you don't intend on using the equipment for a long time, disconnect it from the power outlet to prevent being damaged by transient over-voltage.
- Keep all liquids away from the equipment to minimize the risk of accidental spillage. Liquid spilled on to the power supply or on other hardware may cause damage, fire or electrical shock.
- Only qualified service personnel should open the chassis. Opening it yourself could damage the equipment and invalidate its warranty.
- If any part of the equipment becomes damaged or stops functioning, have it checked by qualified service personnel.

What the warranty does not cover

- Any product, on which the serial number has been defaced, modified or removed.
- Damage, deterioration or malfunction resulting from:
 - Accident, misuse, neglect, fire, water, lightning, or other acts of nature, unauthorized product modification, or failure to follow instructions supplied with the product.
 - Repair or attempted repair by anyone not authorized by us.
 - Any damage of the product due to shipment.
 - Removal or installation of the product.
 - Causes external to the product, such as electric power fluctuation or failure.
 - Use of supplies or parts not meeting our specifications.
 - Normal wear and tear.
 - Any other causes which does not relate to a product defect.
- Removal, installation, and set-up service charges.

Regulatory Notices Federal Communications Commission (FCC)

This equipment has been tested and found to comply with the limits for a Class B digital device, pursuant to Part 15 of the FCC rules. These limits are designed to provide reasonable protection against harmful interference in a residential installation.

Any changes or modifications made to this equipment may void the user's authority to operate this equipment. This equipment generates, uses, and can radiate radio frequency energy and, if not installed and used in accordance with the instructions, may cause harmful interference to radio communications.

However, there is no guarantee that interference will not occur in a particular installation. If this equipment does cause harmful interference to radio or television reception, which can be determined by turning the equipment off and on, the user is encouraged to try to correct the interference by one or more of the following measures:

- Re-position or relocate the receiving antenna.
- Increase the separation between the equipment and receiver.
- Connect the equipment into an outlet on a circuit different from that to which the receiver is connected.

Unpacking

The equipment comes with the standard parts shown on the package contents. Check and make sure they are included and in good condition. If anything is missing, or damage, contact the supplier immediately.

Package contents

Single LED Package (RLB-101)

- LED light bar x 1
- Auto switch power adapter

Dual LED Package (RLB-101-2)

- LED light bar x 2
- Auto switch power adapter
- Y-power cable

1A Power Adapter Plug Selection



BS1363



CEE 7/16



NEMA 1-15P
(Default)



AS 3112

2.5A Power Adapter (optional)



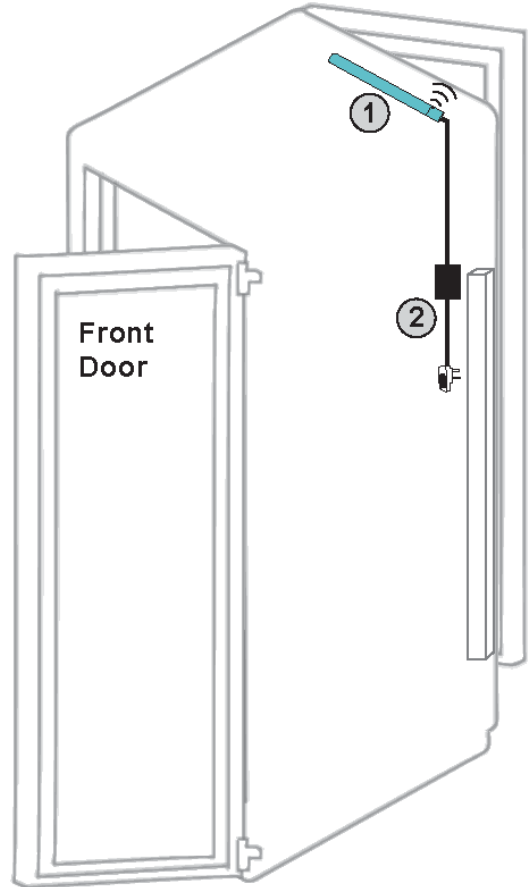
IEC320 C14 with 6 ft C13 - C14 power cord

Connection Diagram

Single LED Package

RLB-101

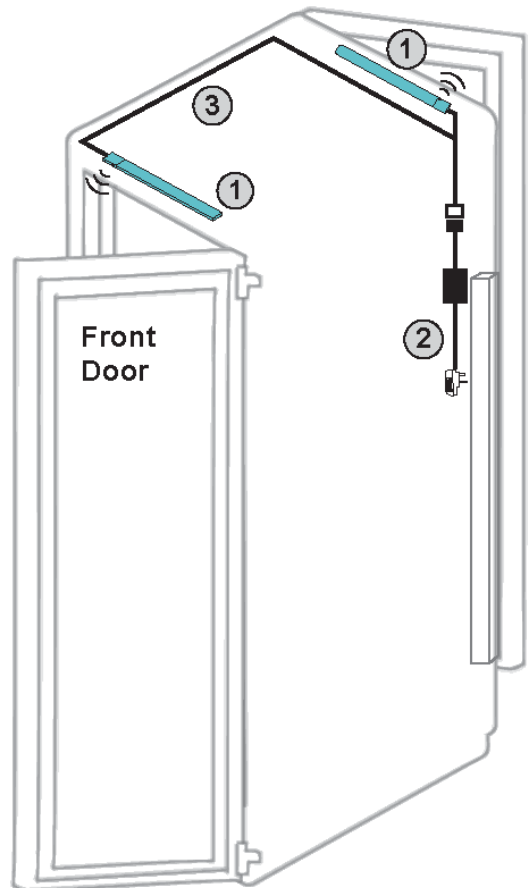
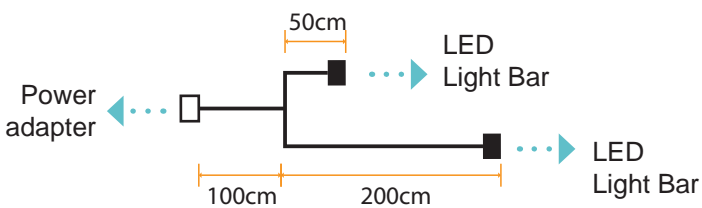
- ① Cabinet LED light bar w/ IR sensor x 1
 - ON / OFF via IR sensor
 - 4 cm infrared detection distance
 - Magnetic base for easy affixing
- ② Auto switch power adapter w/ selected plug x 1




Dual LED Package

RLB-101-2

- ① Cabinet LED light bar w/ IR sensor x 2
 - ON / OFF via IR sensor
 - 4 cm infrared detection distance
 - Magnetic base for easy affixing
- ② Auto switch power adapter w/ selected plug x 1
- ③ Y-power cable



Dimension Drawing



Specifications

Product ON / OFF		RLB-101	RLB-101-2
	Auto by IR sensor		✓
	Sensing Distance	4 cm	
Light Bar No.		1	2
Light	Color	Cool White	
	Lumens (typ.)	250 LM	
	Angel	120° Degree	
	Color Temperature	2850 - 7100K	
	LED Life Expectancy	30,000 hrs	
Power	Input	Auto-sensing 100V or 240VAC via power adapter	
	Consumption	4.5 Watt (12V) per LED light bar	
Housing	Chassis	Extruded aluminum with silver powder coat	
	Diffuser	Acrylic with milky white	
	Affix	Magnetic base for unrestricted installation	
Environmental	Operating	-20 to 40°C Degree (Indoor)	
Dimensions	Product (L x W x H)	300 x 25 x 13.5 mm	
Weight	Net	86g (per LED)	
Regulatory	Safety / Environmental	CE & FCC certified / RoHS & REACH compliant	

The company reserves the right to modify product specifications without prior notice and assumes no responsibility for any error which may appear in this publication.

All brand names, logo and registered trademarks are properties of their respective owners.

Copyright 2014 Synergy Global Technology Inc. All rights reserved.